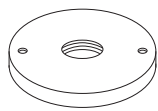


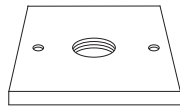
Specification-grade wet-location luminaire for wall mount applications.

- Machined 6061-T6 copper-free aluminum. Aluminum components are anodized, then a polyester powder coat finish is applied.
- Seven standard TGIC powder coat finishes and clear anodized finish available.
- Adjustable LED Module: 2W, 4W, 6W, 9W, 12W (15W startup draw)
- CRI = 85
- Available in 2700K, 3000K.
- Remote magnetic transformer required.
- Not compatible with electronic transformers.
- Stainless steel hardware.
- Junction box mount design.
- 10" 18ga. Teflon coated wire leads.
- Flush cap holds 2 lens accessories.
- Three mounting plate options.
- Clear tempered glass lens, glued in.
- High-temperature silicone O-ring seal used to seal the cap against the body.
- Molded silicone wire pass-thru attached to socket wire prevents wicking and water leaking into the lamp compartment.
- Listed for wet location use.
- Warranty: 10 Years.

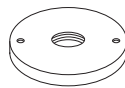
Mounting Plate Options:



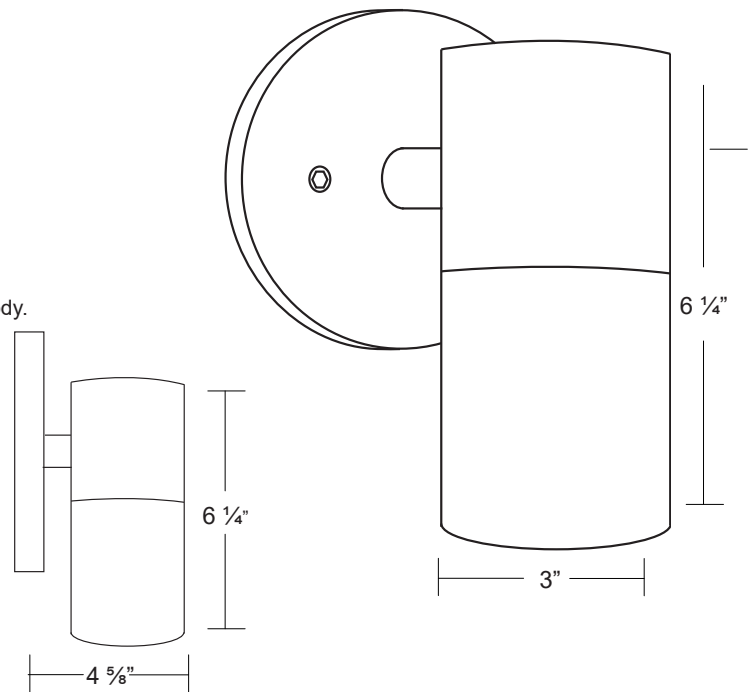
4/0 Round
5" dia.



4/0 Square
5" Square



3/0 Round
4" dia.



Specifications

MODEL: WA - 18L
 MATERIAL: 6061-T6 Aluminum
 VOLTAGE: 12VAC/DC
 WATTAGE: 2W-12W Adjustable
 SOCKET: GY 6.35 Bi-pin porcelain socket rated 600V 250°C 18 ga, Teflon ® coated leads.

LAMPING: 2W - 12W Adjustable LED Module

Wattage	2700K	3000K
2W	240 lms.	230 lms.
4W	340 lms.	385 lms.
6W	580 lms.	670 lms.
9W	820 lms.	915 lms.
12W	960 lms.	1165 lms.

Ordering Logic:

MODEL	METAL	MOUNTING PLATE		FINISH	
WA - 18L	A - Aluminum	1 - 4/0 Round 3 - 3/0 Round	2 - 4/0 Square	BK - Black BZ - Bronze WT - White BG - Beige	BKT - Black Texture BZT - Bronze Texture SL - Silver AC - Aged Copper

ORDERING EXAMPLE: WA - 18L - A - 1 - BK - 52*

*See Module sheet to select module type to be installed

Excelsior Lighting, Inc.

PROJECT:

TYPE:

12W MULTI-LEVEL - 2W, 4W, 6W, 9W, 12W (210-1165 Lumens)



- True equivalent to MR16 20W/35W/50W Halogen (equivalent CBCP)
- 2700K or 3000K
- Equivalent to either 50W, 35W or 20W halogen light output levels
- 12VAC/DC
- G5.3 bi-pin base
- 15W startup draw
- Interchangeable lenses: 15°, 30°, 45°, 60°
- Superior Light Output and thermal performance compared to LED Replacement Lamps
- Compatible with low-voltage magnetic transformers
- L70=60,000 hours
- 3 Year warranty
- FCC Compliant
- RoHS Compliant
- Pb Free
- Field replaceable

#	Specifications	Lumens
50	2W - 12W, 2700K, 15°	210-960
51	2W - 12W, 2700K, 30°	210-960
52	2W - 12W, 2700K, 45°	210-960
60	2W - 12W, 2700K, 60°	210-960
53	2W - 12W, 3000K, 15°	230-1165
54	2W - 12W, 3000K, 30°	230-1165
55	2W - 12W, 3000K, 45°	230-1165
61	2W - 12W, 3000K, 60°	230-1165

Wattage	2700K	3000K
2W	210 lms.	230 lms.
4W	340 lms.	385 lms.
6W	580 lms.	670 lms.
9W	820 lms.	915 lms.
12W	960 lms.	1165 lms.



15° / 30° / 45° / 60°

Beam angle easily changed through replacing lens.

15°



45°



30°



60°

